


TECHO—BLOC

Inspiring Artscapes







You're not looking
to blend in, but rather
stand out from the crowd.
We take that philosophy
and make it possible
in the outdoors,
reshaping the idea
of what landscapes
can look like.

We live to create.

Step Outside the Ordinary

"We didn't
fit the mold
so we **made**
our own."

Charles Ciccarello
& Nancy La Rocca
Founders



Passion, knowledge, innovation and an eye for design – these are the qualities that brought Techo-Bloc to life and continue to drive its success. These are also the qualities that define Techo-Bloc’s co-founders: Charles Ciccarello and Nancy La Rocca.

As the son of a landscaper, Charles was exposed to the industry from a young age and quickly became captivated by the craft. He would spend every summer learning and soaking in every part of it, but something always left him feeling uninspired. And so, at the age of 24, he and his wife Nancy sought to break the mold that was confining the industry.

Daughter of a designer and a high-end residential developer, Nancy immediately saw how investing in outdoor design to increase livable square footage could add value to any property. This meant that they would need to create pavement options with eye-catching colors, different shapes and sizes, and striking textures – options that would break the mold of the cookie-cutter style brick everyone was installing. Armed with a passion for aesthetics, design-driven vision, and a great sense of operational organization, she would play an essential role in the founding and growth of Techo-Bloc.

Her quest to create products that bring art into the outdoors, paired with Charles’ determination to create products that would make installation challenges and engineering limitations obsolete, created an unstoppable business partnership and a force to be reckoned with.

The path to success was not always an easy road. The first few years are remembered to be capital-intensive with a steep learning curve. Mistakes were made along the way and getting

customers to trust the brand and product’s quality enough to steer away from the traditional stones was difficult.

Through these hurdles, Charles and Nancy found motivation to keep pushing through, knowing that their shared vision would one day revolutionize the landscaping industry. They quickly learned that to succeed, they would need to differentiate themselves from the pack, and deliver consistent high-quality products. Inspired by the world of flooring, ancient and current, textures from around the world and design from fashion and architecture, they created new products of different finishes, colors, shapes, sizes and styles. And every chance they got, they found ways to make their products better, stronger and more aesthetically pleasing.

The success of their innovative products has allowed for Techo-Bloc’s distribution network to grow to over 700 stores across the USA & Canada and for their team to grow from five employees to over 800. But that’s not all. Through design-driven products, resources and creative mockups, they have inspired a community of contractors, architects and designers that all work towards a common goal: to create inspiring artscapes.

Today, Techo-Bloc is headed by a core team of individuals who share the same vision and insatiable thirst to push the boundaries of outdoor design, reimagining what outdoor spaces can look like. They continue to step outside the box to impress, to surpass industry standards and to push the envelope beyond existing options for landscape designs. Keeping true to the initial vision, every day they try to find new ways to carve new molds because they will never be comfortable fitting into anyone else’s idea of good enough.

Table of Contents

Look

10

- 10 Coast-to-Coast Trends



Slabs

48

- 50 Aberdeen
- 52 Blu 60 mm Slate
- 54 Blu 60 mm Smooth
- 56 Borealis
- 58 Borealis Stepping Stone
- 59 Maya Stepping Stone
- 60 Everest
- 61 Hexa 60 mm
- 62 Industria
- 63 Industria Flora **(NEW)**
- 64 Inca
- 65 Ocean Grande
- 66 Para
- 68 Travertina Raw
- 70 Blu 45 mm Overlay System
- 71 Pacific Overlay System

LEGEND

- Ⓛ Dry Cast Collection
- Ⓜ Wet Cast Collection
- ⊛ De-icing Salt Resistant
- Ⓢ Permeable
- HD² HD²
- K Klean-Bloc

For an authentic look, each color option is composed of a variety of darker & lighter tones. Natural ingredients are present within the recipe to allow for a range in tones, veining and textures from one stone to another. Color samples for reference only. Actual product colors may vary.

Midwestern USA encompasses these states: AR, CO, GA, IA, ID, IL, IN, KS, KY, MI, MN, MO, MS, ND, NE, OH, Western PA, SD, TN, WI & WV.
Eastern USA encompasses these states: CT, DE, MA, MD, ME, NC, NH, NJ, NY, Eastern PA, RI, SC, VA & VT.

Learn

28

- 30 Designer Playground
- 34 Mosaics
- 42 Benefits of Permeable Pavement
- 44 Exclusive Technologies
- 46 Planning Tools



Pavers

72

- 74 Antika
- 75 Aquastorm
- 76 Blu 80 mm Slate
- 78 Blu 80 mm Smooth
- 80 Diamond
- 82 Hexa 100 mm
- 84 Eva
- 85 Hydra
- 86 Industria
- 88 Linea
- 89 Mika
- 90 Mista
- 91 Pure
- 92 Sleek
- 93 Squadra
- 94 Travertina Raw
- 95 Valet
- 96 Victorien
- 97 Westmount
- 98 Villagio

Outdoor Features

100

- 102 Accessories and Burners (NEW)
- 103 Lumi Firebowl (NEW)
- 104 Brandon Fire Pit
- 106 Prescott Fire Pit
- 107 Raffinato Fire Pit
- 108 Valencia Fire Pit
- 109 Manchester Foyer



Edges

110

- 112 Borealis
- 113 Avignon
- 113 Brandon
- 114 Pietra
- 114 Raffinato
- 115 Röcka

Walls

116

- 118 Fascia Iconic
- 119 Fascia Rosemont
- 120 Borealis
- 122 Brandon
- 124 Graphix
- 126 G-Force
- 127 Prescott
- 128 Mini-Creta Architectural
- 130 Raffinato
- 132 Röcka
- 134 Semma
- 135 Skyscraper
- 136 Travertina Raw



Caps


138

- 140 Compatibility Chart
- 142 Natural Stone Collection (NEW)
- 144 Bali Travertina Raw
- 144 Bullnose
- 145 Bullnose Grande
- 145 Portofino
- 146 Architectural
- 146 Brandon
- 147 Graphix
- 147 Piedimonte
- 148 Raffinato
- 149 Travertina Raw
- 149 York

Steps

150

- 152 Borealis
- 153 Maya
- 154 Raffinato
- 155 Röcka
- 156 York
- 157 Venetian



Resources

158

- 158 Color Coordinate
- 160 Warranty
- 162 Accessories
- 163 Commercial Products

LOOK

Coast-to-Coast Trends


California Dreaming

For a statement that doesn't overpower the beauty of nature, opt for a monochromatic design featuring uniquely shaped stones of contrasting textures. By creating a geometric pattern at ground level, you can introduce visual interest while accentuating the space's focal point: a Californian sunset backdrop.

📍 SAN JOSE, CA, USA






 [Discover this project](#)


↑ Diamond paver HD² Smooth and HD² Granitex in Greyed Nickel, Para slab in Greyed Nickel and Raffinato cap in Greyed Nickel


Fade to Fabulous

Graduating shades of the same hue make for an elegant yet subtle design. Whether you opt for cooler tones of grey or warmer browns and reds, laying stones in a dreamy gradient will always make for a showstopping design.

 GREATER MONTREAL, QC, CANADA

 [Discover this project](#)





↑ Squadra paver in Merlot and Chestnut Brown and Blu Grande slab in Beige Cream

Lead with Maximalism

Lead the way for guests with an eye-catching pathway that connects entertainment spaces. This design does this beautifully using the large-scale Para as its starting canvas. A scattered insert of Diamond pavers adorns the ground in colors that reflect the home's exterior, connecting the outdoor kitchen to the luxurious custom double fire pit and stone bench.

 MUNCIE, IN, USA

 [Discover this project](#)





↑ Para slab in Greyed Nickel, Diamond paver HD² Smooth in Chestnut Brown and Onyx Black, Squadra paver in Onyx Black and Raffinato wall in Onyx Black




↑ Travertina Raw 30 x 30 slab and cap in Ivory

Tone on Tone Texture


Create a clean, contemporary look that inspires calm and relaxation with an all-beige palette. Use texturized stones reminiscent of luxurious travertine featured in this design or opt for our Ocean Grande or Borealis slabs that evoke ocean waves or wood grain to break the monotony of monochromatic design.

📍 CHARLESTON, SC, USA

👉 Discover
this project







↑ Industria 600 x 100 paver in Greyed Nickel



↑ Hexa 60 mm slab in Beige Cream with grass inserts

Geometric Spaces

Reshape the outdoors by injecting geometric features into your design. Define areas using unexpected shapes such as circles and triangles while keeping the paving stones sleek and sophisticated with smooth textures and linear patterns.

📍 QUEBEC CITY, QC, CANADA

➤ Discover this project




↑ Industria 600 x 100 paver in Greyed Nickel




Bold Beige

Create a masterpiece beneath the feet by playing with different textures, shapes, sizes, and shades of beige. In this design, contrasting textures of Granitex and Smooth create a two-tone effect, while large-scale stones set in a diamond pattern gives the pathway a more traditional approach. And as a bold final touch, carefully curated architectural features take center stage when set against the warm and neutral-colored backdrop.

 TORONTO, ON, CANADA

 [Discover this project](#)

↑ Industria Triangle paver in HD² Smooth and HD² Granitex in Beige Cream



↑ Industria 150 x 150 paver in HD² Smooth and HD² Granitex, Industria 600 x 600 paver in HD² Smooth, Raffinato 90 mm and 180 mm wall and Bullnose Grande cap, all products in Beige Cream







Low-Maintenance Luxury

Looking to add greenery but are worried about lawn care? Opt for native plants contained in structured garden beds to add a touch of green. Doing so will allow them to grow wild without interrupting the linear look of the property. Paired with squared off spaces that perfectly line up, you can create a clean, organized, and simple yet elegant outdoor design.

📍 HAWKESBURY, ON, CANADA

➤ [Discover this project](#)



↑ Para slab in Greyed Nickel, Raffinato step in Greyed Nickel


Luscious Landscaping

If you're drawn to modern accents but prefer more traditional design, use smooth-textured paving stones with clean lines and neutral colors in your outdoor living space. Then, soften the edges of your hardscaping by gracing spaces with luscious inserts of hydrangeas and gorgeous green for a touch of modern that will stand the test of time.

📍 NAPERVILLE, IL, USA



↑ Raffinato wall, cap and step in Greyed Nickel, Raffinato wall in Onyx Black, Blu 80 mm 6 x 13 paver Smooth in Shale Grey



First place winner of the HNA awards in the Combination of Hardscape Products - Residential (size more than 4,000 sf.) category.


← Blu Grande slab HD² Smooth in Greyed Nickel and Industria 600 x 600 slab HD² Smooth in Greyed Nickel

Small Space, Big Design

For urban living at its finest, maximize every square inch of your yard. Stones of different textures in the same color tones make for a design that defines entertainment areas while keeping the eye seamlessly flowing.

 MONTREAL, QC, CANADA

 [Discover this project](#)



Para slab in Beige Cream, Everest slab in Chestnut Brown, → Iconic wall in Rock Garden Brown and Raffinato cap in Beige Cream



📍 STATEN ISLAND, NY, USA

↑ Ocean Grande slab in Beige Cream and Valet paver in Onyx Black

👉 Discover this project

A SMALL SPACE CAN STILL BE GRAND

Bring a touch of maximalism to your space and create a standout statement by opting for a basket weave pattern with our Ocean Grande slab and Valet paver. For a more subtle and contemporary European feel, use concrete tiles that feature textured floral patterns.

📍 GREATER MONTREAL, QC, CANADA




↑ Industria Flora slab in Greyed Nickel and Squadra paver in Onyx Black

Street Smart Designs

First impressions do matter. Amp up your curb appeal with tailored green grass inserts, classic patterns that mix and match textures or standout mosaics using contrasting colors. And for those harsh winter climates, consider permeable pavements to reduce snow build-up or heated pavement for a no-slip, snow-free warm welcome home.

Discover this project



LOS ANGELES, CA, USA

↑ Linea paver in Onyx Black



GREATER MONTREAL, QC, CANADA

↑ Aquestorm paver in Grey with grass inserts



📍 LAKEWOOD, NJ, USA


Linea paver in Shale Grey and Valet paver in Onyx Black

Learn

An aerial photograph of a modern outdoor patio. The patio features a mix of paving stones: large light grey rectangular tiles, smaller dark grey rectangular tiles, and a central area with brown and dark grey chevron-patterned tiles. There are several circular recessed lights in the paving. To the left, there are two large planters filled with green grasses, purple flowers, and yellow sunflowers. In the top right corner, there is a grey outdoor sofa with a white cushion. A blue rug is partially visible on the right side of the patio.

From choosing the right products to learning how to combine them, enhance your design with our tips to stand out. For added value, take advantage of the latest tools and technologies to build creative and durable outdoor spaces.

- 30 Designer Playground
- 34 Mosaics
- 42 Benefits of Permeable Pavement
- 44 Exclusive Technologies
- 46 Planning Tools



The Designer Playground

1.

Choose your favorite color

Your favorite shades show up in multiple collections, making it easy for you to mix, match and contrast to your heart's content. Refer to our color chart on p.158 to find which products are available in your favorite colors.



Color samples are for reference only and actual product colors may vary.


2.

Which texture do you prefer?

Our textures range from super smooth to ultra-detailed, and stay true even to the touch.



HD² Natural Stone



HD² Slate



HD² Smooth



HD² Granitex



HD² Polished



HD² Ocean Waves




Slate



Smooth




Split Face



KLEAN-BLOC Wood



KLEAN-BLOC Brushed Travertine



KLEAN-BLOC Slate



3.

Which scale suits your space?

VERSATILITY IN YOUR SPACE

Mind the scale you're working with. Larger stones are fit for grand spaces while smaller ones are ideal for banding, contouring and mosaics.




4.

Geometric or curvy?

CREATE WITH SHAPES

Ready for something different?
There's a lot more to paving stones than
just right angles. From classic to creative,
explore all the options — then let them be
the building blocks for your next big idea.



Mix & Match

From larger-than-life to small and subtle, to super smooth or ultra-detailed, mix and match to your heart's content.



Bold Basket Weave

The spectacular woven effect created by smaller, rough-hewn pavers amongst elegantly large slabs reveal stunning textures under different angles of the sun, keeping the eye guessing and your guests swooning.



↑ Ocean Grande slab in Beige Cream and Valet paver in Onyx Black
Ocean Grande Beige Cream 94%
Valet in Onyx Black 6%

Modern Twist

Putting a spin on the traditional hexagon paver that was often used for historic homes and buildings, Hexa takes a classic look and elevates it for modern landscape designs.



↑ Hexa slab in Beige Cream and Shale Grey

Hexa Shale Grey 80%
Hexa Beige Cream 20%



Sophisticated Flora

Outdoor tiles inspired by Mediterranean ceramics grace the ground with their textured floral patterns. Paired with smooth stones of the same hue, this tone-on-tone design will bring soft and sophisticated visual interest to any space.



↑ Industria 600 x 600 slab HD² Smooth and Industria Flora slab in Greyed Nickel

Industria 600 x 600 Greyed Nickel 50%
Industria Flora Greyed Nickel 50%



Creative Angle

A seemingly spontaneous layout of two-tone stones turns a sunken seating area into the main draw.



↑ Industria Triangle paver HD² Smooth in Chestnut Brown and Beige Cream

Industria Beige Cream 50%
Industria Chestnut Brown 50%



Wood-Like Herringbone

Wood-like slabs arranged at 90-degree angles show off the textural depth in the light of day.



↑ Borealis 5 x 30 slab Klean-Bloc in Smoked Pine
Borealis Smoked Pine 100%

Brick-Like Herringbone

Linear stones are 'woven' together to form a carpet-like herringbone pattern.



↑ Blu Grande slab HD² Smooth in Beige Cream
and Westmount paver HD² Smooth in Merlot


Westmount Merlot 100%





Angled Art Deco

Small textured stones of contrasting colors are laid down in an Art Deco-inspired pattern, setting the mood for stargazing by the fire.



↑ Squadra paver in Onyx Black and Shale Grey
Squadra Shale Grey 56%
Squadra Onyx Black 44%

Dramatic Flair

Add a hint of drama with a touch of glam in your space using small square pavers laid in an arched pattern. For added character, choose bold contrasting colors.



↑ Squadra paver in Shale Grey and Onyx Black
Squadra Shale Grey 72%
Squadra Onyx Black 28%





Creative Contrast

Smooth beige stones framed with long, elegant wood look-a-like slabs create a striking yet warm contrast in an offset pattern.



↑ Borealis 5 x 30 slab in Smoked Pine and Para 500 x 500 slab in Beige Cream

Borealis Smoked Pine 60%
Para Beige Cream 40%



A Play on Shapes

Bring shape to your outdoor spaces with paving stones that highlight all the right angles. From squares and circles to triangles and trapezoids, geometric pavers and slabs can be laid in any form you desire. For just the right amount of contrast, add grass inserts that mimic the shape of your stones.



↑ Hexa 60 mm slab in Beige Cream with grass inserts
Hexa Beige Cream 100%

Circles Take Center Stage

Reconnect with the natural flow of nature. Form organic designs using lean, brick-like pavers in earthy tones that will seamlessly blend with the surrounding elements while creating nuanced visual interest.



↑ Westmount paver in Chestnut Brown
Westmount Chestnut Brown 100%



Benefits of Permeable Pavement

With climate change increasing the frequency of rain and causing additional stress on our environment, we are motivated to find sustainable ways to update outdoor spaces. As water runs off urban surfaces, sediment, road salts, metals, oils, pesticides and other harmful pollutants are picked up and are being fed into our rivers and lakes. Designed to let water pass through the joints and filter it back into the ground, permeable options are paving the way for an eco-conscious solution.




1. **CONSERVE GROUNDWATER**
Collect and store rainwater to later be used in irrigation systems for nourishing plants, lawns and gardens.
2. **LIMIT FLOODING**
Direct stormwater runoff back into the ground instead of sewage systems.
3. **TEMPERATURE CONTROL**
Large structures in urban areas absorb and re-emit the sun's heat, creating what are called heat islands. Permeable pavers help counteract this effect, reducing the overall temperature.
4. **LONG-TERM SAVINGS**
Some municipalities offer tax credits and subsidies for the implementation of a rainwater management system, permeable pavement included.
5. **MAXIMIZE SQUARE FOOTAGE OF PAVED SURFACE**
Certain municipalities require that a percentage of your front yard contains horticultural elements. Permeable pavement sometimes qualifies.
6. **IMPROVED WATER QUALITY**
Filter out contaminants such as heavy metals and harmful pollutants.
7. **REDUCE PUDDLES AND ICE BUILD-UP**
Permeable pavers promote natural drainage, reducing water and ice build-up on paved surfaces; less de-icing salts needed!
8. **EYE-CATCHING AND ECO-FRIENDLY**
Personalize your outdoor design right down to the joint filling to match the aesthetic of your home!

Personalize your joint filling!


Options range from clean stone to river rock and even turf.



River Rock



Grass or Turf



Clean Stone




If you see the permeable icon, some or all of the products in that collection are permeable.

PERMEABLE BY DESIGN

- 75 Aquastorm
- 85 Hydra
- 91 Pure

EXCELLENT PERMEABLE CAPABILITIES

- 52 Blu 60 mm
- 74 Antika
- 76 Blu 80 mm
- 89 Mika
- 90 Mista Random
- 94 Travertina Raw
- 95 Valet
- 98 Villagio

 [Shop Permeable Pavement](#)

Exclusive Technologies



Ultimate stain resistance

MAKE A MESS, NO STRESS

Developed to seal in the beauty of wet cast products, Klean-Bloc technology provides an advanced protective barrier against everyday spills. Enjoy the beauty and character of natural materials like travertine and wood grain, without the worry of maintenance.



WET CAST



DURABILITY



ULTRA-DETAILED
TEXTURE



VIBRANT
COLOR



STAIN
RESISTANCE



REDUCED
ABSORPTION
RATE



- Glossy Factory Sealed Stain Resistance
- Wet Cast Product

PRODUCTS WITH KLEAN-BLOC


- 50 Aberdeen slab
- 56 Borealis slab
- 68 Travertina Raw slab
- 89 Mika paver
- 94 Travertina Raw paver
- 118 Iconic & Rosemont walls
- 144 Bali Travertina Raw cap
- 147 Piedimonte cap
- 149 Travertina Raw cap
- 149 York cap



Vibrant color, ultra-detailed texture

A NEW ERA OF CONCRETE

Boasting higher particles per square inch, this dry cast technology leads to a tighter surface with less pores for the most flawless of finishes. From the smoothest smooth to the most intricate textures, HD² products are always ready for a close-up.

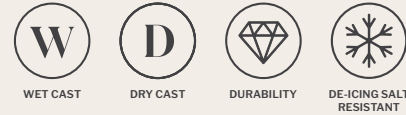


STANDARD COLLECTIONS

Quality and durability you can trust

THE FOUNDATION FOR A PERFECT PAVER

With 35+ international patents, we aim to strike the perfect balance between beauty and durability. All Techo-Bloc stones are engineered to handle freeze-thaw climates, and are the ideal building blocks for any style of landscape design.



PRODUCTS WITH HD²

- | | | | |
|----|-------------------|----|-----------------|
| 54 | Blu 60 mm slab | 76 | Blu 80 mm paver |
| 60 | Everest slab | 80 | Diamond paver |
| 61 | Hexa slab | 82 | Hexa paver |
| 64 | Inca slab | 86 | Industria paver |
| 62 | Industria slab | 92 | Sleek paver |
| 65 | Ocean Grande slab | 97 | Westmount paver |
| 66 | Para slab | | |



Discover our Technologies

* EXCLUDING INCA

Planning Tools



The Path to a Better Landscape

We've curated a collection of resources to get you from point A to point Z of your dream landscape.

01. Get Inspired

From pool to patio, we've curated the best design ideas and trends in our online Lookbook!

02. Get the Backyard Planning Guide

This guide breaks down the steps to a well-planned and successful landscape renovation with tips on how to create your wishlist, budget breakdown and more!



03. Choose your Products

Find a Techo-Bloc dealer in your area and discover the products that will bring your vision to life.

04. Find the Right Techo-Pro


Have our team help you select the right landscaping contractor for your project!

05. Pave Now, Pay Later Financing Program*

Get the outdoor space of your dreams today by accessing this exciting program.



Start Planning Today
Tips on how to plan for a backyard landscape renovation



*Only available in USA

Slabs

Make a big statement. The appeal of home-based entertaining expands with the sizeable style of statement-making slabs. With nature-inspired colors and textures such as travertine, wood, sand and stone, our large format slabs are uniquely designed to minimize seams and maximize compliments. They are the perfect products for your walkway, patio, pool deck and any other vehicle-free area around your property.

- | | | | |
|----|-------------------------|----|--------------------------|
| 50 | Aberdeen | 62 | Industria |
| 52 | Blu 60 mm Slate | 63 | Industria Flora |
| 54 | Blu 60 mm Smooth | 64 | Inca |
| 56 | Borealis | 65 | Ocean Grande |
| 58 | Borealis Stepping Stone | 66 | Para |
| 59 | Maya Stepping Stone | 68 | Travertina Raw |
| 60 | Everest | 70 | Blu 45 mm Overlay System |
| 61 | Hexa 60 mm | 71 | Pacific Overlay System |



Aberdeen



WET CAST
COLLECTION



DO NOT USE
DE-ICING SALT




KLEAN-BLOC



Rock Garden Brown



Azzurro



K
Factory-applied protection for stain resistance.

↑ Azzurro



↑ Azzurro

Dimensions

20 × 10 / 20 × 20
Height: 2 ¼ in 57 mm

20 × 10 20 × 20
508 × 254 508 × 508




30 × 10
Height: 2 ¼ in 57 mm

30 × 10
762 × 254




30 × 20
Height: 2 ¼ in 57 mm

30 × 20
762 × 508



30 × 30
Height: 2 ¼ in 57 mm

30 × 30
762 × 762



SLABS

SLATE COLLECTION

Blu 60 mm



DRY CAST
COLLECTION



DE-ICING SALT
RESISTANT



PERMEABLE



HIGH DEFINITION
& DENSITY



	HD² Slate ¹	Slate
Chestnut Brown		
Sandlewood ²		
Champlain Grey		
Shale Grey		
Onyx Black ³		
Chocolate Brown ³		



Minimizes pores for a smoother finish.

↑ Various sizes - Shale Grey - Slate



↑ Various sizes - Shale Grey - Slate

Dimensions

Various sizes

Height: 2 3/8 in 60 mm


13 x 6 1/2
330 x 165



13 x 13
330 x 330



13 x 19 1/2
330 x 495



6 x 13

Height: 2 3/8 in 60 mm


13 x 6 1/2
330 x 165



Grande

Height: 2 3/8 in 60 mm

19 1/2 x 32 1/2
495 x 825



1. Only available in USA.
2. Sandlewood HD² only available in Eastern USA. See page 7 for list of Eastern States. Sandlewood is not available in 6 x 13.
3. Onyx Black and Chocolate Brown are only available in 6 x 13.

SLABS

MODERN COLLECTION

Blu 60 mm



DRY CAST
COLLECTION



DE-ICING SALT
RESISTANT



PERMEABLE



HIGH DEFINITION
& DENSITY



↓ Grande - Greyed Nickel - Smooth



Polished ¹	HD ² Smooth	Smooth	
			Chestnut Brown
			Onyx Black ²
			Shale Grey
			Greyed Nickel
			Champlain Grey
			Beige Cream
			Chocolate Brown ³

Minimizes pores for a smoother finish. **HD²**



↑ Various sizes - Greyed Nickel - Smooth

Dimensions

④ Various sizes

¹Height: 2 3/8 in 60 mm

13 × 6 1/2
330 × 165



13 × 13
330 × 330



13 × 19 1/2
330 × 495



④ 6 × 13

¹Height: 2 3/8 in 60 mm


13 × 6 1/2
330 × 165



Grande

¹Height: 2 3/8 in 60 mm

19 1/2 × 32 1/2
495 × 825



1. Polished is made-to-order, minimum order of 500 sq. ft. Deposit required. Polished is 2 3/8 in height.

2. Onyx Black HD² Smooth not available in Grande.

3. Chocolate Brown only available in 6 × 13.

Borealis



Dimensions


5 × 30
Height: 2 1/4 in 57 mm

5 × 30
127 × 762



10 × 30
Height: 2 1/4 in 57 mm

10 × 30
254 × 762



Smoked Pine

Hazelnut Brandy

Riviera



K Factory-applied protection for stain resistance.

↑ 5 × 30 - Smoked Pine



SLABS

STEPPING STONES

Borealis



WET CAST
COLLECTION



DO NOT USE
DE-ICING SALT

Dimensions

Stepping Stones
Height: 2 1/4 in 57 mm

24 x 24
610 x 610



Hazelnut Brandy



↑ Hazelnut Brandy



STEPPING STONES

Maya



WET CAST
COLLECTION



DO NOT USE
DE-ICING SALT

Dimensions

4 Various Shapes

Height: 2 1/4 in 57 mm

23 x 31

584 x 788



Victoria

Riviera



↓ Victoria

Everest



DRY CAST
COLLECTION



DE-ICING SALT
RESISTANT



HIGH DEFINITION
& DENSITY



AVAILABLE WHILE
QUANTITIES LAST*

Dimensions

250 × 250
Height: 2 3/8 in 60 mm

9 13/16 × 9 13/16
250 × 250



250 × 500
Height: 2 3/8 in 60 mm

9 13/16 × 19 11/16
250 × 500



500 × 500
Height: 2 3/8 in 60 mm


19 11/16 × 19 11/16
500 × 500



Merlot



Chestnut Brown



Greyed Nickel



Shale Grey



HD² Minimizes pores for a smoother finish.

*HD²+ and HD² product should not be mixed on a job.

↑ Greyed Nickel

Hexa 60 mm



DRY CAST
COLLECTION



DE-ICING SALT
RESISTANT



HIGH DEFINITION
& DENSITY



AVAILABLE WHILE
QUANTITIES LAST*

Dimensions

Height: 2 3/8 in 60 mm

9 x 15 3/16
228 x 385



Chestnut Brown




Beige Cream



Greyed Nickel



Shale Grey



Onyx Black

Minimizes pores for a smoother finish. **HD²**

*HD²+ and HD² product should not be mixed on a job.

↓ Beige Cream & Chestnut Brown



Industria



DRY CAST
COLLECTION



DE-ICING SALT
RESISTANT



HIGH DEFINITION
& DENSITY

Dimensions

600 Series

Height²: 2 3/8 in 60 mm

23 5/8 x 23 5/8

600 x 600



HD² Polished¹ HD² Smooth HD² Granitex¹

Chestnut Brown			
Beige Cream			
Greyed Nickel			
Shale Grey			
Onyx Black			

HD² Minimizes pores for a smoother finish.

1. HD² Polished and HD² Granitex are made-to-order, minimum order of 500 sq. ft. Deposit required.

2. HD² Polished is 2 5/16 in - 58 mm in height.

↑ Greyed Nickel, Shale Grey & Onyx Black

Industria Flora




Dimensions

Flora Series
Height: 2 3/8 in 60 mm

23 5/8 x 23 5/8
600 x 600



Greyed Nickel Beige Cream




↓ Various pattern - Greyed Nickel



Minimizes pores for a smoother finish. **HD²**

Patterns

All patterns sold separately



SLABS

Inca



WET CAST
COLLECTION



DO NOT USE
DE-ICING SALT



HIGH DEFINITION
& DENSITY

Dimensions

Various sizes
Height: 2 in 51 mm


15 × 7 ½
381 × 191



15 × 15
381 × 381



15 × 22 ½
381 × 572



Victoria

Riviera

HD² Minimizes pores for a smoother finish.

↑ Victoria

Ocean Grande



DRY CAST
COLLECTION



DE-ICING SALT
RESISTANT



HIGH DEFINITION
& DENSITY

Dimensions

Height: 2 3/8 in 60 mm

19 1/2 x 32 1/2
495 x 825



Beige Cream

Greyed Nickel

Minimizes pores for
a smoother finish.




↓ Beige Cream paired with Valet paver - Onyx Black

SLABS

Para

-  DRY CAST COLLECTION
-  DE-ICING SALT RESISTANT
-  HIGH DEFINITION & DENSITY



HD² Minimizes pores for a smoother finish.

↑ 500 x 750 - Greyed Nickel & 500 x 250 - Onyx Black



↑ 500 × 750 - Greyed Nickel

Dimensions

500 × 250
Height: 2 3/8 in 60 mm

19 11/16 × 9 13/16
500 × 250




500 × 500
Height: 2 3/8 in 60 mm

19 11/16 × 19 11/16
500 × 500



500 × 750
Height: 2 3/8 in 60 mm

19 11/16 × 29 1/2
500 × 750



Travertina Raw



WET CAST
COLLECTION



DO NOT USE
DE-ICING SALT



KLEAN-BLOC

Dimensions

20 x 10 / 20 x 20

Height: 2 1/4 in 57 mm

20 x 10
508 x 254

20 x 20
508 x 508



20 x 30

Height: 2 1/4 in 57 mm


20 x 30
508 x 762



30 x 30

Height: 2 1/4 in 57 mm

30 x 30
762 x 762



Rock Garden Brown



Ivory



Riviera



KLE
Factory-applied
protection
for stain
resistance.

↑ 30 x 30 paired with Travertina Raw Cap - Ivory



30 x 30 paired with Bali Travertina Raw Cap - Ivory

SLABS

FLOORING OVERLAY SYSTEM

Blu 45 mm



DRY CAST
COLLECTION



DE-ICING SALT
RESISTANT

Dimensions

Various sizes

Height: 1 3/4 in 45 mm

13 × 6 1/2
330 × 165



13 × 13
330 × 330



13 × 19 1/2
330 × 495



Smooth

Slate

Chestnut Brown



ChAMPLAIN Grey




Shale Grey




Sandlewood




Greyed Nickel



Beige Cream



Onyx Black



↑ Greyed Nickel

CAP & FLOORING OVERLAY SYSTEM

Pacific



DRY CAST
COLLECTION



DE-ICING SALT
RESISTANT

Dimensions

Overlay
Height: 1 3/16 in 30 mm

9 7/16 x 12 5/8
240 x 320



9 7/16 x 9 7/16
240 x 240



9 7/16 x 6 5/16
240 x 160



Cap
Height: 1 3/16 in 30 mm


3 15/16 x 11 13/16
100 x 300



Chestnut Brown

Champlain Grey

Shale Grey



↓ Champlain Grey

Pavers

Style in overdrive. Our inspiring collection of interlocking paving stones makes it a snap to get creative: the vast selection of shapes, sizes, textures and colors is crafted to pair perfectly with our slab collections as well as your home. But these stones are built on more than just good looks — they're colorfast, salt-resistant and some permeable, perfect for going the distance on driveways, walkways and beyond.

- | | | | | | |
|----|------------------|----|-----------|----|----------------|
| 74 | Antika | 85 | Hydra | 93 | Squadra |
| 75 | Aquastorm | 86 | Industria | 94 | Travertina Raw |
| 76 | Blu 80 mm Slate | 88 | Linea | 95 | Valet |
| 78 | Blu 80 mm Smooth | 89 | Mika | 96 | Victorien |
| 80 | Diamond | 90 | Mista | 97 | Westmount |
| 82 | Hexa 100 mm | 91 | Pure | 98 | Villagio |
| 84 | Eva | 92 | Sleek | | |



PAVERS

Antika



DRY CAST
COLLECTION



DE-ICING SALT
RESISTANT



PERMEABLE

Dimensions

Various sizes

Height: 2 3/8 in 60 mm



Chocolate Brown



Chestnut Brown



Sandlewood



Shale Grey



Onyx Black



↑ Onyx Black paired with Villagio in Shale Grey

Aquastorm



DRY CAST
COLLECTION



DE-ICING SALT
RESISTANT



PERMEABLE

Dimensions


Height: 3¹⁵/₁₆ in 100 mm

10¹/₁₆ × 20¹/₁₆
255 × 510



Grey with stone

Grey with grass



↓ Grey

PAVERS

SLATE COLLECTION

Blu 80 mm



DRY CAST
COLLECTION



DE-ICING SALT
RESISTANT



PERMEABLE




HIGH DEFINITION
& DENSITY



↓ Various sizes - Shale Grey- HD² Slate





Minimizes pores for a smoother finish. **HD²**



↑ Various sizes - Shale Grey - HD² Slate

Dimensions

Various sizes

Height: 3 1/8 in 80 mm

13 × 6 1/2
330 × 165



13 × 13
330 × 330



13 × 19 1/2
330 × 495



6 × 13

Height: 3 1/8 in 80 mm

13 × 6
330 × 165



1. HD² Slate only available in USA.

2. Sandlewood not available in 6 × 13.
Sandlewood HD² only available in Eastern USA.
See page 7 for list of Eastern States.

3. Chocolate Brown and Onyx Black are only available in 6 × 13.




PAVERS

MODERN COLLECTION

Blu 80 mm

- 
DRY CAST
COLLECTION
- 
DE-ICING SALT
RESISTANT
- 
PERMEABLE
- 
HIGH DEFINITION
& DENSITY



	Smooth	HD ² Smooth	Polished*
Chestnut Brown			
Onyx Black			
Shale Grey			
Greyed Nickel			
Beige Cream			
Champlain Grey			
Chocolate Brown**			

↑ 6 x 13 - Greyed Nickel - Smooth

HD² Minimizes pores for a smoother finish.



↑ Various sizes - Greyed Nickel

Dimensions

Various sizes

Height: 3 1/8 in 80 mm

13 × 6 1/2
330 × 165



13 × 13
330 × 330



13 × 19 1/2
330 × 495



6 × 13

Height: 3 1/8 in 80 mm

13 × 6 1/2
330 × 165



*Polished is made-to-order, minimum order of 500 sq. ft. Deposit required.
Polished is 3 1/16 in - 78 mm in height.

**Chocolate Brown only available in 6 × 13.

PAVERS

Diamond



DRY CAST
COLLECTION



DE-ICING SALT
RESISTANT



HIGH DEFINITION
& DENSITY

Dimensions

Height: 3 15/16 in 100 mm

12 5/16 x 7 1/8
313 x 181



HD² Smooth HD² Granitex*

Chestnut Brown		
Beige Cream		
Greyed Nickel		
Shale Grey		
Onyx Black		

HD² Minimizes pores for a smoother finish.

*HD² Granitex is made-to-order, minimum order of 500 sq. ft. Deposit required.

↑ Greyed Nickel & Shale Grey in HD² Smooth



PAVERS

Hexa 100 mm



DRY CAST
COLLECTION



DE-ICING SALT
RESISTANT



HIGH DEFINITION
& DENSITY



AVAILABLE WHILE
QUANTITIES LAST*

Dimensions

Height: 3 15/16 in 100 mm

9 x 15 3/16
228 x 385




Chestnut Brown



Beige Cream



Greyed Nickel



Shale Grey



Onyx Black



HD² Minimizes pores for a smoother finish.

All colors are made-to-order, minimum order of 1,000 sq. ft. Deposit required.

*HD²+ and HD² product should not be mixed on a job.

↑ Beige Cream, Chestnut Brown, Greyed Nickel, Shale Grey & Onyx Black



PAVERS

Eva



DRY CAST
COLLECTION



DE-ICING SALT
RESISTANT

Dimensions

Various sizes

Height: 2 3/8 in 60 mm

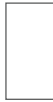
8 3/4 × 13 3/16
223 × 335



8 3/4 × 8 3/4
223 × 223



8 3/4 × 4 3/8
223 × 112



Chestnut Brown



Sandlewood



Champlain Grey



Shale Grey



↑ Shale Grey



Hydra



DRY CAST
COLLECTION



DE-ICING SALT
RESISTANT



PERMEABLE

Dimensions

Height: 3¹⁵/₁₆ in 100 mm

7⁷/₈ × 11¹³/₁₆
200 × 300



Chestnut Brown

Grey

Shale Grey



↓ Grey

PAVERS

Industria



DRY CAST
COLLECTION




DE-ICING SALT
RESISTANT




HIGH DEFINITION
& DENSITY



↓ 900 Series in Shale Grey





↑ 300 Series - Triangle in Beige Cream HD² Smooth & HD² Granitex

Minimizes pores for a smoother finish. **HD²**

Dimensions

300 Series*

Height: 3 15/16 in 100 mm**

11 13/16 × 3 15/16
300 × 100



11 13/16 × 5 7/8
300 × 150



11 13/16 × 11 13/16
300 × 300



Triangle
11 13/16 × 11 13/16
300 × 300



900 Series*

Height: 3 15/16 in 100 mm**


35 7/16 × 11 13/16
900 × 300



35 7/16 × 23 5/8
900 × 600



35 7/16 × 35 7/16
900 × 900



*300 and 900 Series: HD² Smooth are in stock with shorter lead times. HD² Polished and HD² Granitex are made-to-order, minimum order of 500 sq. ft. Deposit required.

**HD² Polished is 3 7/8 in - 98 mm in height

All other paver sizes are made-to order, minimum order of 2,000 sq. ft. Deposit required.

All sizes are sold separately. Please refer to our website for all other available paver sizes.

Linea



DRY CAST
COLLECTION



DE-ICING SALT
RESISTANT

Dimensions

Small Rectangle

Height: 3 15/16 in 100 mm

3 15/16 × 8 7/8
100 × 225



3 15/16 × 12 13/16
100 × 325



3 15/16 × 16 3/4
100 × 425



Large Rectangle

Height: 3 15/16 in 100 mm


5 7/8 × 8 7/8
150 × 225



5 7/8 × 12 13/16
150 × 325



5 7/8 × 16 3/4
150 × 425



Chestnut Brown




Champlain Grey



Shale Grey



Omyx Black



↑ Small Rectangle in Shale Grey paired with Valet paver in Omyx Black



Mika




Dimensions

Height: 2 3/4 in 70 mm

4 7/16 x 11
112 x 279



Rock Garden Brown



Onyx Black



Factory-applied protection for stain resistance.



↓ Onyx Black

Mista



DRY CAST
COLLECTION



DE-ICING SALT
RESISTANT



PERMEABLE

Dimensions

Mista Random Permeable
Height: 2 5/16 in 65 mm

7 7/8 x 3 15/16
200 x 100



7 7/8 x 7 7/8
200 x 200



7 7/8 x 11 13/16
200 x 300



Chestnut Brown



Sandlewood



Champlain Grey



Shale Grey



↑ Champlain Grey & Chestnut Brown



Pure



Dimensions

Various sizes
Height: 3 1/8 in 80 mm

9 × 9
229 × 229

9 × 12
229 × 305

9 × 15
229 × 381




Chestnut Brown

Sandalwood

Champlain Grey

Shale Grey



↓ Champlain Grey

PAVERS

Sleek



DRY CAST
COLLECTION



DE-ICING SALT
RESISTANT




HIGH DEFINITION
& DENSITY

Dimensions

Height: 3 7/16 in 90 mm

15 7/8 × 31 15/16
404 × 811



HD² Minimizes pores for a smoother finish.

↑ Shale Grey



Squadra



DRY CAST
COLLECTION



DE-ICING SALT
RESISTANT

Dimensions

Height: 2 3/8 in 60 mm

3 1/4 x 3 1/4
83 x 83



Merlot




Chestnut Brown



Shale Grey



Onyx Black



↓ Onyx Black

Travertina Raw



WET CAST
COLLECTION



DE-ICING SALT
RESISTANT



PERMEABLE



KLEAN-BLOC

Dimensions

Height: 2 3/4 in 70 mm

4 7/16 x 11
112 x 279



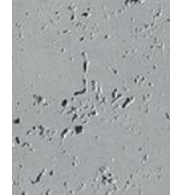
Rock Garden Brown



Ivory



Riviera



KLE
Factory-
applied
protection
for stain
resistance.



Valet



DRY CAST
COLLECTION



DE-ICING SALT
RESISTANT




PERMEABLE

Dimensions

Height: 2 3/8 in 60 mm

6 1/2 x 6 1/2
165 x 165




Chestnut Brown

Champlain Grey

Shale Grey

Onyx Black



↓ Onyx Black and Shale Grey

PAVERS

Victorien



DRY CAST
COLLECTION



DE-ICING SALT
RESISTANT


Dimensions

Height: 2 3/8 in 60 mm

4 1/4 x 8 1/2
108 x 216



Chocolate Brown



Shale Grey



Onyx Black



↑ Onyx Black



Westmount



DRY CAST
COLLECTION



DE-ICING SALT
RESISTANT



HIGH DEFINITION
& DENSITY



AVAILABLE WHILE
QUANTITIES LAST*

Dimensions

Height: 3 1/8 in 80 mm

2 3/8 x 9 7/16
60 x 240



Merlot



Chestnut Brown



Shale Grey



Onyx Black



Minimizes pores for a smoother finish. **HD²**

*HD²⁺ and HD² product should not be mixed on a job.

↓ Onyx Black

PAVERS

Villagio



DRY CAST
COLLECTION



DE-ICING SALT
RESISTANT



PERMEABLE



↑ Shale Grey, Chocolate Brown & Chestnut Brown





↑ Shale Grey paired with Borealis Edge in Smoked Pine

Dimensions

Various sizes

Height: 2 3/8 in 60 mm

5 1/8 × 5 1/8
130 × 130

5 1/8 × 6 5/16
130 × 160

5 1/8 × 7 5/16
130 × 185

5 1/8 × 8 7/16
130 × 215



Outdoor Features

A spark of inspiration. When you're entertaining outdoors, create unique spaces that will make your guests want to linger longer. Fire pits, fireplaces, pizza ovens and grill islands act as natural gathering places and become instant conversation starters. Whether you're seeking clean and contemporary lines or rustic earthy inspiration, outdoor entertainment never looked so good.

- 102 Accessories and Burners
- 103 Lumí Firebowl
- 104 Brandon Fire Pit
- 106 Prescott Fire Pit
- 107 Raffinato Fire Pit
- 108 Valencia Fire Pit
- 109 Manchester Fire Pit



OUTDOOR FEATURES

PIZZA OVEN

Forno



DRY CAST
COLLECTION



DE-ICING SALT
RESISTANT

Features:

Capacity: 4 medium pizzas
Stainless Steel Chimney
Electro galvanized painted steel
Fire brick based insulation
Thermometer

Comes with various pizza accessories:

37" long wood pizza oven brush
42" long wood pizza peel (spatula)



ACCESSORIES

HPC Burners

Features:

Natural Gas or Liquid Propane
Standard BTU: 65K
Push button ignition

Kits for our existing fire pits:

Valencia, Brandon, Prescott and Raffinato

Includes:

Stainless steel burner with aluminum pan, mounting brackets,
Dante valve with push-button ignition, vents, lava rock and
stainless steel cover.



ACCESSORIES

Breeo Accessories

Zentro smokeless steel insert compatible
with the following fire features:

Valencia (circle): Zentro 24" diameter
Brandon Square and Prescott (square): Zentro square

Outpost™ Grilling System:

Transforms fire pit into wood-fired grill.
Weight: 12 lbs. 9 oz.
Diameter: 22 inches



FIREBOWL
Lumi



Warm Grey



Dimensions

	Height	Exterior Diameter
in	17	34
mm	432	864

Available in natural gas & liquid propane burning options. Visit techo-bloc.com to discover more.

Burner, pan, Dante valve, lava rock and canvas-style cover included.

↓ Warm Grey with Industria Flora Slab


OUTDOOR FEATURES

FIRE PIT


Brandon



Chestnut Brown



Shale Grey



Dimensions

SQUARE	Height	Width	Length
in	19 15/16	53 1/2	53 1/2
mm	507	1 359	1 359
RECTANGLE	Height	Width	Length
in	19 15/16	44 1/2	57 3/4
mm	507	1 130	1 467

↑ Shale Grey paired with Raffinato cap

Available in wood, natural gas & liquid propane burning options. Visit techo-bloc.com to discover more.

Raffinato 14" x 28" caps included. Metal fire pit insert sold separately. The installation of a sleeve or accessory kit will prevent damages to your fire pit.



OUTDOOR FEATURES

FIRE PIT

Prescott



Rock Garden Brown

Fire pit
Rock Garden
Brown



Cap
Rock Garden
Brown




Riviera

Fire pit
Riviera



Cap
Riviera



Dimensions

	Height	Width	Length
in	18	51 ¾	51 ¾
mm	457	1 314	1 314

Available in wood, natural gas & liquid propane burning options. Visit techo-bloc.com to discover more.

Piedimonte caps included. Metal fire pit insert sold separately. The installation of a sleeve or accessory kit will prevent damages to your fire pit.

↑ Riviera paired with Antika paver & Blu Slate slab

Raffinato



Beige Cream



Greyed Nickel



Dimensions

	Overall Height	Width	Length
in	21 ¼	41 ½	55 7/8
mm	540	1 054	1 419

Available in wood, natural gas & liquid propane burning options. Visit techo-bloc.com to discover more.

Raffinato 12" x 24" caps included. Metal fire pit insert sold separately. The installation of a sleeve or accessory kit will prevent damages to your fire pit

↓ Greyed Nickel & Onyx Black

OUTDOOR FEATURES

FIRE PIT

Valencia



DRY CAST
COLLECTION



DE-ICING SALT
RESISTANT



Chestnut Brown




Sandlewood



Champlain Grey



Shale Grey



Dimensions

	Height	Exterior Diameter	Interior Diameter
in	14 ¾	48 15/16	29 1/8
mm	375	1243	740

Available in wood, natural gas & liquid propane burning options. Visit techo-bloc.com to discover more.

The installation of a sleeve or accessory kit will prevent damages to your fire pit.

↑ Champlain Grey

Manchester



DRY CAST
COLLECTION



DE-ICING SALT
RESISTANT

Chestnut Brown - Smooth



Shale Grey - Smooth



↓ Chestnut Brown

Dimensions

Chestnut Brown - Smooth

	Top Section	Bottom Section	Woodboxes
in	53 3/8 x 52 x 32	43 1/2 x 60 1/8 x 44	30 3/8 x 34 x 36 5/8
mm	1356 x 1321 x 813	1105 x 1527 x 1118	772 x 864 x 930

Shale Grey - Smooth

	Top Section	Bottom Section	Woodboxes
in	53 1/4 x 52 x 32	43 1/2 x 59 x 43	30 1/4 x 33 x 34
mm	1353 x 1321 x 813	1105 x 1499 x 1092	768 x 838 x 864

Pre-assembled sections (sold separately). The Chestnut Brown & Shale Grey fireplace differ both in color & slightly in design.

The Chestnut Brown uses Bullnose caps while the Shale grey uses Raffinato 14 x 28 caps. Please refer to the Techo-Spec or on our website for details.

Edges

Re-define your outdoor spaces. Discover the double-edged benefits of adding eye-catching stone trim to your outdoor designs. Not only are they a strikingly simple way to define walkways, gardens and driveways, but they help keep grass, mulch and other landscaping elements in line at the same time. Attractive, functional and durable: sounds borderline perfect!

- 112 Borealis
- 113 Avignon
- 113 Brandon
- 114 Pietra
- 114 Raffinato
- 115 Röcka



Borealis



WET CAST
COLLECTION



DO NOT USE
DE-ICING SALT

Dimensions

Depth 1: 7 ¾ in 197 mm Depth 2: 8 in 203 mm

6 × 48
152 × 1219



Smoked Pine

Hazelnut Brandy

↑ Smoked Pine paired with Villagio paver

Avignon



DRY CAST
COLLECTION



DE-ICING SALT
RESISTANT



↑ Chestnut Brown


Brandon



DRY CAST
COLLECTION



DE-ICING SALT
RESISTANT




↑ Chestnut Brown




Chestnut Brown



Champlain Grey



Sandlewood




Shale Grey




Chocolate Brown




Champlain grey




Chestnut Brown



Shale Grey



Sandlewood



Onyx Black

Dimensions

Depth: 4 1/2 in 114 mm

7 × 12
178 × 305



Dimensions

Depth: 3 1/4 in 100 mm

7 1/16 × 8 7/8
180 × 225

7 1/16 × 12 13/16
180 × 325

7 1/16 × 16 3/4
180 × 425



Pietra



DRY CAST
COLLECTION



DE-ICING SALT
RESISTANT



↑ Shale Grey

Raffinato




DRY CAST
COLLECTION




DE-ICING SALT
RESISTANT



↑ Onyx Black



Chestnut Brown



Shale Grey



Sandlewood



Champlain Grey

Smooth


Polished*




Beige Cream



Greyed Nickel



Shale Grey**



Onyx Black

Polished 90 mm
Depth: 9 3/4 in 248 mm

3 5/16 x 14 1/16
90 x 357



Polished 180 mm
Depth: 9 3/4 in 248 mm

7 1/16 x 14 1/16
180 x 357



* Polished is made-to-order, with a minimum order of 500 sq. ft. of Raffinato Polished wall. Deposit required.

**Shale Grey only available in Canada

Dimensions

Various sizes
Depth: 3 1/8 in 80 mm

4 1/2 x 8 7/8
114 x 225



4 1/2 x 11 13/16
114 x 300



4 1/2 x 14 3/4
114 x 375



Dimensions

90 mm
Depth: 9 13/16 in 249 mm

3 5/16 x 14 1/8
90 x 359



180 mm
Depth: 9 13/16 in 249 mm

7 1/16 x 14 1/8
180 x 359



Röcka



Dimensions

Various sizes

Depth 1: 7 3/4 in 197 mm Depth 2: 8 in 203 mm

6 × 39 3/4
152 × 1 010

6 × 26 1/2
152 × 673


6 × 13 1/4
152 × 337



Chocolate Brown



Rock Garden Brown



Riviera



↓ Riviera

Walls

Take landscape design to new heights. Our tasteful walls are designed to do more than build up the visual interest of your yard, garden and patio (though they're great at that, too). When creativity comes calling, play with different textures and finishes to create custom features like bars, benches, kitchens and firepits. And to keep it all looking seamlessly coordinated, our wall colors are perfectly matched with our other product collections.

118	Fascia Iconic	128	Mini-Creta Architectural
119	Fascia Rosemont	130	Raffinato
120	Borealis	132	Röcka
122	Brandon	134	Semma
124	Graphix	135	Skyscraper
126	G-Force	136	Travertina Raw
127	Prescott		



WALLS

FASCIA WALL COLLECTION

Iconic



Dimensions*

Core - Single-sided [Ⓢ]
Depth: 9 1/4 in 235 mm

5 7/8 x 7 7/8
150 x 200



Core - Double-sided [Ⓢ]
Depth: 11 1/8 in 281 mm

5 7/8 x 7 7/8
150 x 200



Base Unit [Ⓢ]
Depth: 12 in 305 mm


2 3/8 x 23 5/8
60 x 600



The Fascia Wall collection allows you to customize your next outdoor space. You can choose between a one-sided, or double-sided wall, allowing you to adapt the product to your project needs and personalize it to your style. From garden walls to outdoor features, and everything in between, the Fascia Wall Collection will bring your landscape design to life.



Rock Garden Brown




Victoria



Riviera



Onyx Black



KLEAN-BLOC
Factory-applied protection for stain resistance.

*All pieces are sold separately. Core blocks & Base units are required, Iconic & Rosemont Fascia & Corner units have the same dimensions.

↑ Rock Garden Brown

FASCIA WALL COLLECTION

Rosemont



Dimensions*

Left Corner
Depth: 2 3/4 in 70 mm

5 7/8 × 23 1/4
150 × 590



Right Corner
Depth: 2 3/4 in 70 mm

5 7/8 × 23 1/4
150 × 590



Fascia
Depth: 2 3/4 in 70 mm

5 7/8 × 26
150 × 660



Chocolate Brown




Rock Garden Brown



Riviera



Azzurro



↓ Rock Garden Brown



Factory-applied protection for stain resistance.



*All pieces are sold separately. Core blocks & Base units are required, Iconic & Rosemont Fascia & Corner units have the same dimensions.

Borealis



WET CAST
COLLECTION



DO NOT USE
DE-ICING SALT

Dimensions

Double-sided Wall

Depth 1: 7 3/4 in 197 mm Depth 2: 8 in 203 mm

6 x 48

152 x 1 219



Smoked Pine



Hazelnut Brandy



↑ Hazelnut Brandy



Brandon



DRY CAST
COLLECTION



DE-ICING SALT
RESISTANT



Chestnut Brown



Sandlewood




Champlain Grey



Shale Grey



Onyx Black



↑ Onyx Black



↑ Champlain Grey

Dimensions

90 mm Double-sided Wall

Depth: 9 13/16 in 250 mm

Side 1: 3 9/16 x 11 1/4
Side 2: 3 9/16 x 9 5/8

90 x 285
90 x 245



Side 1: 3 9/16 x 14 3/8
Side 2: 3 9/16 x 12 13/16

90 x 365
90 x 325



Side 1: 3 9/16 x 15 15/16
Side 2: 3 9/16 x 14 3/8

90 x 405
90 x 365



180 mm Double-sided Wall

Depth: 9 13/16 in 250 mm

Side 1: 7 1/16 x 11 1/4
Side 2: 7 1/16 x 9 5/8

180 x 285
180 x 245



Side 1: 7 1/16 x 14 3/8
Side 2: 7 1/16 x 12 13/16

180 x 365
180 x 325



Side 1: 7 1/16 x 15 15/16
Side 2: 7 1/16 x 14 3/8

180 x 405
180 x 365



90 mm Corner

Depth: 9 13/16 in 250 mm

3 9/16 x 14 3/16
90 x 360



180 mm Corner

Depth: 9 13/16 in 250 mm

7 1/16 x 14 3/16
180 x 360



Graphix



DRY CAST
COLLECTION



DE-ICING SALT
RESISTANT



Beige Cream

Greyed Nickel

Onyx Black



↑ Greyed Nickel



↑ Onyx Black

Dimensions

Double-sided Wall - Various depths

Depth: 9 1/16 - 10 1/16 - 11 - 8 1/16 in 230 - 255 - 280 - 205 mm

Smooth 2 15/16 x 20
75 x 508



Smooth 2 15/16 x 20
75 x 508



Smooth 2 15/16 x 20
75 x 508



Split face 2 15/16 x 20
75 x 508



One in 4 pieces is split face
& 3 in 4 pieces are smooth.

G-Force



DRY CAST
COLLECTION



DE-ICING SALT
RESISTANT

Dimensions

Wall

Depth: 11 ⁷/₁₆ in 290 mm

8 × 18 × 8 ⁵/₈
203 × 457 × 219



Corner

Depth: 9 in 229 mm

8 × 18
203 × 457



Chestnut Brown



Sandlewood



Champlain Grey




Shale Grey



↑ Shale Grey



Prescott



Rock Garden Brown

Victoria

Riviera

↑ Rock Garden Brown

Dimensions

2.25" Double-sided Wall

Depth: 9 13/16 in 250 mm

2 1/4 × 9 × 7 7/16
57 × 229 × 189



2 1/4 × 12 × 10 7/16
57 × 305 × 265



2 1/4 × 15 × 13 7/16
57 × 381 × 341



2.25" Corner

Depth: 9 13/16 in 250 mm

2 1/4 × 14 3/16
57 × 360



4.5" Double-sided Wall

Depth: 9 13/16 in 250 mm

4 1/2 × 9 × 7 7/16
114 × 229 × 189



4 1/2 × 12 × 10 7/16
114 × 305 × 265



4 1/2 × 15 × 13 7/16
114 × 381 × 341



4.5" Corner

Depth: 9 13/16 in 250 mm

4 1/2 × 14 3/16
114 × 360



Mini-Creta ARCHITECTURAL



DRY CAST
COLLECTION



DE-ICING SALT
RESISTANT

Dimensions

3" Double-sided Architectural Wall & Corner - Various sizes

Depth: 9 13/16 in 250 mm

Side 1: 2 15/16 x 9 1/16
Side 2: 2 15/16 x 7 1/16
75 x 230
75 x 180



Side 1: 2 15/16 x 11 13/16
Side 2: 2 15/16 x 9 13/16
75 x 300
75 x 250



Side 1: 2 15/16 x 11 13/16
Side 2: 2 15/16 x 11 13/16
75 x 300
75 x 300



Side 1: 2 15/16 x 14 3/4
Side 2: 2 15/16 x 12 13/16
75 x 375
75 x 325



Side 1: 2 15/16 x 14 3/4
Side 2: 2 15/16 x 13 3/4
75 x 375
75 x 350







Pillar 24" x 3" Architectural

Depth: 8 in 203 mm

2 15/16 x 16
75 x 406



Mini-Creta Architectural



↑ Mini-Creta Architectural Sandlewood

*Chocolate Brown and Onyx Black only available in 3".



↑ Mini-Creta Architectural Chestnut Brown

Dimensions

6" Double-sided Architectural Wall & Corner - Various sizes

Depth: 9 13/16 in 250 mm

Side 1: 5 7/8 × 9 1/16
Side 2: 5 7/8 × 7 1/16
150 × 230
150 × 180



Side 1: 5 7/8 × 11 13/16
Side 2: 5 7/8 × 9 13/16
150 × 300
150 × 250



Side 1: 5 7/8 × 11 13/16
Side 2: 5 7/8 × 11 13/16
150 × 300
150 × 300



Side 1: 5 7/8 × 14 3/4
Side 2: 5 7/8 × 12 13/16
150 × 375
150 × 325



Side 1: 5 7/8 × 14 3/4
Side 2: 5 7/8 × 13 3/4
150 × 375
150 × 350



Pillar 24 × 6" Architectural

Depth: 8 in 203 mm

5 7/8 × 16
150 × 406



Raffinato



DRY CAST
COLLECTION



DE-ICING SALT
RESISTANT

Dimensions

²90 mm Double-sided Wall

³Depth: 9 13/16 in 249 mm

Side 1: 3 9/16 × 15 5/8
90 × 397

Side 2: 3 9/16 × 14 1/4
90 × 362



90 mm Corner

³Depth: 9 13/16 in 249 mm

3 9/16 × 14 1/8
90 × 359



²180 mm Double-sided Wall

³Depth: 9 13/16 in 249 mm

Side 1: 7 1/16 × 15 5/8
180 × 397

Side 2: 7 1/16 × 14 1/4
180 × 362



180 mm Corner


³Depth: 9 13/16 in 249 mm

7 1/16 × 14 1/8
180 × 359



Smooth

Polished¹



1. Polished is made-to-order, minimum order of 500 sq. ft. Deposit required.
2. Polished finish is only available on a single side of the wall. Polished units are 9 3/4 in. (248 mm) in Depth.
3. For Corners: Polished units are 9 3/4 in (248 mm) Depth & 14 1/16 in (357 mm) length.
4. Shale Grey is only available in Canada.

↑ Beige Cream



Röcka



WET CAST
COLLECTION



DO NOT USE
DE-ICING SALT



Chocolate Brown
Rock Garden Brown
Riviera



↑ Riviera



↑ Riviera

Dimensions

Various sizes - Double-sided Wall

Depth 1: 7 3/4 in 197 mm Depth 2: 8 in 203 mm

6 × 13 1/4
152 × 337

6 × 26 1/2
152 × 673

6 × 39 3/4
152 × 1 010



Semma



DRY CAST
COLLECTION



DE-ICING SALT
RESISTANT

Dimensions

Wall & Corner - Double-sided Wall
Depth: 11 in 279 mm

Side 1: 5 7/8 × 16
150 × 406

Side 2: 5 7/8 × 10 1/2
150 × 266



Pillar
Depth: 10 1/2 in 266 mm

5 7/8 × 16
150 × 406



Chestnut Brown



Sandlewood



Champlain Grey



Shale Grey



↑ Shale Grey



Skyscraper



DRY CAST
COLLECTION



DE-ICING SALT
RESISTANT



Chestnut Brown

Shale Grey

↑ Shale Grey

Dimensions

Top

Depth: 23 3/4 in 590 mm

12 x 36 x 20 3/16
305 x 914 x 513



Middle

Depth: 34 7/8 in 886 mm

12 x 36 x 17 1/2
305 x 914 x 444



Base

Depth: 48 1/8 in 1220 mm

12 x 36 x 17 5/16
305 x 914 x 440



Corner

Depth: 18 in 457 mm

12 x 36
305 x 914



Extender

Depth: 24 3/8 in 619 mm

12 x 20 1/2
305 x 520



Travertina Raw



WET CAST
COLLECTION



DO NOT USE
DE-ICING SALT

Dimensions

Double-sided Wall
Depth: 7 15/16 in 202 mm

6 × 15 7/8
152 × 403



Corner
Depth: 7 15/16 in 202 mm

6 × 15 7/8
152 × 403



Rock Garden Brown



Ivory



Riviera



↑ Riviera paired with Travertina Raw cap



Caps

Capping off the great outdoors. When upgrading your outdoor living areas, top them off right with the perfect finishing touches. Our color-coordinated caps and copings add the crowning touch to pool edges, stairs, walls, firepits and more — and best of all, they're as protective as they are attractive.

140 Compatibility Chart
142 Sandstone
142 Sandstone Bullnose
143 Limestone
144 Bali Travertina Raw
144 Bullnose
145 Bullnose Grande
145 Portofino

146 Architectural
146 Brandon
147 Graphix
147 Piedimonte
148 Raffinato
149 Travertina Raw
149 York





Victorien paver in Onyx Black paired with Raffinato wall & cap in Greyed Nickel & Onyx Black

Compatibility Chart

Walls & Pillars	Caps																		
	Architectural Cap	Brandon Cap	Bullnose	Bullnose Grande	Graphix Cap	Limestone	Pacific	Piedimonte	Piedimonte 28" x 28"	Portofino	Raffinato 60 mm	Raffinato 90 mm	Sandstone	Sandstone Bullnose	Travertina Raw 14" x 28"	York	York 28" x 28"	York 32" x 32"	
Borealis (does not require a cap)																			
Brandon 90 & 180 mm		x	x	x		x	x	x		x	x	x	x	x	x	x			
Brandon 90 & 180 mm pillar						x			x		x	x	x		x		x		
Fascia Wall Collection - single-sided	x	x	x	x	x	x	x	x		x	x	x	x	x	x	x			
Fascia Wall Collection - double-sided										x									
G-Force					x	x		x			x	x	x		x				
Graphix					x	x		x			x	x	x		x				
Mini-Creta Collection	x	x	x	x		x	x	x		x	x	x	x	x	x	x			
Mini-Creta Pillar 24" Collection						x			x		x	x	x		x		x		
Prescott Collection						x		x		x	x	x	x		x	x			
Prescott Pillar Collection						x			x		x	x	x		x		x		
Raffinato Collection					x	x		x			x	x	x	x	x				
Raffinato Pillar Collection				x		x			x		x	x	x		x				
Röcka (does not require a cap)																			
Semma	x	x	x		x	x	x	x		x	x	x	x		x	x			
Semma Pillar						x					x		x		x				x
Skyscraper						x					x	x	x						
Travertina Raw	x	x	x	x	x	x	x	x		x	x	x	x	x	x	x			
Travertina Raw pillar						x					x	x	x		x		x		

NOTE: The combinations shown in this chart are not complete. Other possible combinations exist.


Applications	Caps																							
	Architectural Cap	Bali Travertina Raw	Brandon Cap	Bullnose	Bullnose Grande	Graphix Cap	Limestone	Pacific	Piedimonte 14" x 30"	Piedimonte 28" x 28"	Portofino	Raffinato 60 mm	Raffinato 90 mm	Sandstone	Sandstone Bullnose	Travertina Raw 14" x 28"	York wall caps 16", 32", 48"	York 14" x 48"	York 24" x 36"	York 28" x 28"	York 32" x 32"	Blu 45 mm	Venetian	
Step	x		x	x	x	x	x		x		x	x	x	x	x	x	x	x						
Concrete & step overlay system								x															x	x
Pool coping		x		x	x		x	x	x		x	x	x	x	x	x	x							
Wall single-sided	x		x	x	x	x	x	x	x		x	x	x	x	x	x	x							
Wall double-sided	x					x	x		x		x	x	x	x		x	x	x						
Counter top									x	x							x			x	x	x		
Pillar									x			x				x				x	x			

Sandstone


Sandstone Bullnose




↑ Grey paired with Raffinato wall




↑ Beige paired with Industria paver



Beige



Grey



Beige

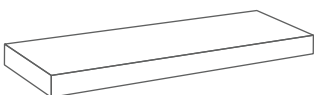


Grey

Dimensions

Depth: 13 3/4 in 350 mm

1 15/16 x 47 1/4
50 x 1200



Scan for more photos

Dimensions

Depth: 13 3/4 in 350 mm

1 15/16 x 47 1/4
50 x 1200



Scan for more photos


NATURAL STONE COLLECTION

Limestone

Dimensions

Depth: 13 3/4 in 350 mm

1 15/16 x 47 1/4
50 x 1200



Onyx Black



Scan for
more photos




↓ Onyx Black paired with Graphix wall

Bali Travertina Raw

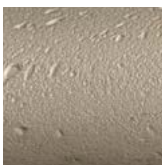
Bullnose




↑ Ivory



↑ Onyx Black



Rock Garden Brown




Riviera



Ivory



Factory-applied protection for stain resistance.



Chocolate Brown



Shale Grey



Chestnut Brown



Onyx Black



Champlain Grey

Dimensions

Depth: 12 in 305 mm

2 1/4 x 2 3/4 x 16
57 x 70 x 406



Dimensions

Depth: 12 in 305 mm

2 3/8 x 5 7/8
60 x 150



Bullnose Grande

Portofino




 DRY CAST COLLECTION DE-ICING SALT RESISTANT



 WET CAST COLLECTION DO NOT USE DE-ICING SALT



↑ Beige Cream




↑ Chocolate Brown




Beige Cream



Greyed Nickel




Chocolate Brown



Azzurro



Rock Garden Brown



Onyx Black



Riviera

Dimensions

Depth: 14 1/16 in 357 mm

2 3/16 x 29 1/2
56 x 750



Dimensions

Various sizes
Depth: 14 1/2 in 368 mm

2 1/4 x 11 3/4 x 9 3/8
57 x 298 x 238



2 1/4 x 15 7/8 x 13 3/4
57 x 403 x 349



2 1/4 x 18 13/16 x 16 1/2
57 x 478 x 419




2 1/4 x 19 x 19
57 x 483 x 483




Architectural



Brandon



↑ Shale Grey



↑ Champlain Grey



Dimensions

Depth: 12 1/2 in 317 mm

2 15/16 × 8 7/8 × 6 1/2
75 × 225 × 165

2 15/16 × 11 13/16 × 9 7/16
75 × 300 × 240

2 15/16 × 14 3/4 × 12 3/8
75 × 375 × 315

2 15/16 × 14 3/4 × 13 9/16
75 × 375 × 345



Dimensions

Depth: 14 in 356 mm

3 1/16 × 16
90 × 406




Graphix




↑ Greyed Nickel

Piedimonte




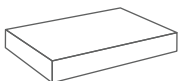
↑ Riviera

Smooth Side Split Face Side



Dimensions

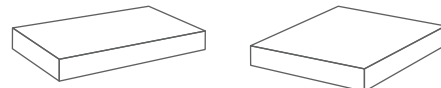
Depth: 14 in 356 mm
 $2\frac{15}{16} \times 20$
 75 x 508



Dimensions

14" x 30"
 Depth: 14 in 356 mm
 $2\frac{1}{4} \times 30$
 57 x 762

28" x 28"
 Depth: 28 in 711 mm
 $2\frac{7}{8} \times 28$
 73 x 711



Raffinato



DRY CAST
COLLECTION

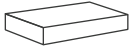


DE-ICING SALT
RESISTANT

Dimensions

60 mm
Depth: 14 in 356 mm

2 ³/₈ × 28
60 × 711




90 mm
Depth: 14 in 356 mm

3 ⁹/₁₆ × 28
90 × 711



Chestnut Brown



Beige Cream



Champlain Grey



Greyed Nickel



Shale Grey



Onyx Black




↑ Beige Cream

Travertina Raw

York



↑ Ivory



↑ Rock Garden Brown



Rock Garden Brown




Riviera



Ivory




Factory-applied protection for stain resistance.



Chocolate Brown



Ivory



Onyx Black



Rock Garden Brown



Riviera



Factory-applied protection for stain resistance.

Dimensions

14" × 28"
Depth: 14 in 356 mm

2 1/4 × 28
57 × 711



Dimensions

28" × 28" Pillar Cap
Depth: 28 3/4 in 730 mm

3 1/2 × 28 3/4
89 × 730



32" × 32" Pillar Cap
Depth: 32 in 813 mm

3 1/2 × 32
89 × 813



Counter Top
Depth: 24 in 610 mm

2 1/4 × 36
57 × 914



16", 32" & 48"
Depth: 14 in 356 mm

2 1/4 × 16
57 × 406



2 1/4 × 32
57 × 813



2 1/4 × 48
57 × 1219



Wall Cap
Depth: 14 in 356 mm

2 1/4 × 48
57 × 1219





Steps

Step up your curb appeal. Elevating your landscape design is simple when you follow the right steps. Our stone steps offer a beautiful way to offset spaces, creating natural paths and visual interest in your yards and gardens. Or, boost your home's curb appeal by welcoming guests with a showstopping entrance right up front. Wherever they lead, our maintenance-free overlay systems are exclusively designed to step in and give new life to timeworn poured concrete.

- 152 Borealis
- 153 Maya
- 154 Raffinato
- 155 Röcka
- 156 York
- 157 Venetian



STEPS

Borealis



WET CAST
COLLECTION



DO NOT USE
DE-ICING SALT

Dimensions

Height: 6 in 152 mm

15 3/4 × 16 × 48

400 × 406 × 1 219



Smoked Pine



Hazelnut Brandy



↑ Hazelnut Brandy

Maya



WET CAST
COLLECTION




DO NOT USE
DE-ICING SALT

Dimensions

Height: 6 in 152 mm


32 × 48
813 × 1 219



Chocolate Brown

Rock Garden Brown

Riviera



↓ Riviera

STEPS

Raffinato



DRY CAST
COLLECTION



DE-ICING SALT
RESISTANT

Dimensions

Height: 7 1/16 in 180 mm

14 1/2 x 42
368 x 1 067



Beige Cream

Greyed Nickel

Shale Grey*

Onyx Black



*Shale Grey is only available in Canada.

↑ Greyed Nickel

Röcka



Dimensions

48" Double-sided
Height: 6 in 152 mm

14 ⁷/₈ × 14 ¹/₈ × 48
378 × 359 × 1219



60"
Height: 6 in 152 mm

15 ¹/₄ × 14 ⁵/₈ × 60
387 × 371 × 1524



Chocolate Brown

Rock Garden Brown

Riviera



↓ Riviera paired with Röcka wall

STEPS

York



WET CAST
COLLECTION



DO NOT USE
DE-ICING SALT


Dimensions

Height: 6 in 152 mm


15 × 60
381 × 1524



Chocolate Brown



Rock Garden Brown



Riviera



↑ Riviera

CAP & RISER

Venetian



DRY CAST
COLLECTION



DE-ICING SALT
RESISTANT

Dimensions

Cap

Height (Smooth) 1⁵/₁₆ in 50 mm
Height (Slate) 1³/₄ in 45 mm

Smooth: 14 × 15⁵/₈
Slate: 14 × 16

Smooth: 356 × 397
Slate: 356 × 406



Riser

Height (Smooth) 1⁵/₁₆ in 50 mm
Height (Slate) 1³/₄ in 45 mm

Smooth: 7 × 15⁵/₈
Slate: 7 × 16

Smooth: 178 × 397
Slate: 178 × 406



Slate

Smooth



Chestnut Brown

Sandalwood


Champlain Grey

Shale Grey

Beige Cream

Greyed Nickel

↓ Venetian in Chestnut Brown paired with Blu 45 mm in Sandalwood



Color Coordinate

Slabs	Azzurro	Beige	Beige Cream	Champlain Grey	Chestnut Brown	Chocolate Brown	Grey	Greyed Nickel	Hazelnut Brandy	Ivory	Merlot	Onyx Black	Rock Garden Brown	Riviera	Sandlewood	Smoked Pine	Shale Grey	Victoria	Warm Grey
Aberdeen Klean-Bloc	x												x						
Blu 45 mm Overlay System - Slate				x	x										x		x		
Blu 45 mm Overlay System - Smooth			x	x	x			x				x					x		
Blu 60 mm - Slate ④				x	x										E		x		
Blu 60 mm - HD² Slate ④				•	•										E		•		
Blu Grande - Slate				x	x										E		x		
Blu Grande - HD² Slate				•	•										E		•		
Blu 60 mm (6 × 13) - Slate ④				x	x	x						x			E		x		
Blu 60 mm (6 × 13) - HD² Slate ④				•	•							•			E		•		
Blu 60 mm Smooth ④			x	x	x			x				x					x		
Blu 60 mm HD² Smooth ④				x	x			x				x					x		
Blu 60 mm (6 × 13) - Smooth ④			x	x	x	x		x				x					x		
Blu 60 mm (6 × 13) - HD² Smooth ④				x	x			x				x					x		
Blu Grande - Smooth			x	x	x			x				x					x		
Blu Grande HD² Smooth				x	x			x									x		
Blu 60 mm & Grande - Polished			x		x			x				x					x		
Borealis Klean-Bloc									x					x		x			
Borealis Stepping Stones									x										
Everest HD²					x			x			x						x		
Hexa HD²			x		x			x				x					x		
Inca HD²														x				x	
Industria - 600 Series HD²			x		x			x				x					x		
Industria - Flora HD²			x					x											
Maya														x				x	
Ocean Grande HD²			x					x											
Pacific Overlay System and Cap				x	x												x		
Para HD²			x					x				x							
Travertina Raw Klean-Bloc										x		x	x						

Pavers

Antika - Smooth ④					x	x						x			x		x		
Aquastorm ④							x								x		x		
Blu 80 mm - Slate ④				x	x										x		x		
Blu 80 mm - HD² Slate ④				•	•										E		•		
Blu 80 mm (6 × 13) - Slate ④				x	x	x						x					x		
Blu 80 mm (6 × 13) - HD² Slate ④				•	•							•					•		
Blu 80 mm - Smooth ④			x	x	x			x				x					x		
Blu 80 mm - HD² Smooth ④				x	x			x				x					x		
Blu 80 mm (6 × 13) - Smooth ④			x	x	x	x		x				x					x		
Blu 80 mm (6 × 13) - HD² Smooth ④				x	x			x				x					x		
Blu 80 mm - Polished (On order only) ④			x		x			x				x					x		
Diamond HD²			x		x			x				x					x		
Eva				x	x									x			x		
Hexa HD²			x		x			x				x					x		
Hydra ④							x												
Industria Collection HD²			x		x			x				x					x		
Linea				x	x							x					x		
Mika Klean-Bloc ④												x	x						
Mista Random ④				x	x										x		x		
Pure ④				x	x										x		x		
Sleek HD²			x	x	x			x				x					x		
Squadra - Slate					x						x	x					x		
Travertina Raw Klean-Bloc ④									x				x	x					
Valet ④				x	x							x					x		
Victorien 60 mm						x						x					x		
Villagio ④				x	x	x					x	x			x		x		
Westmount HD²											x	x					x		

Outdoor Features

	Azzurro	Beige	Beige Cream	Champlain Grey	Chestnut Brown	Chocolate Brown	Grey	Greyed Nickel	Hazelnut Brandy	Ivory	Merlot	Onyx Black	Rock Garden Brown	Riviera	Sandlewood	Smoked Pine	Shale Grey	Victoria	Warm Grey
Manchester Foyer - Smooth					x												x		
Lumi Firebowl																			x
Brandon Fire Pit					x												x		
Prescott Fire Pit													x	x					
Raffinato Fire Pit								x				x							
Valencia Fire Pit				x	x												x		

Edges

Avignon				x	x													x	
Borealis									x							x			
Brandon				x	x	x						x						x	
Pietra				x	x													x	
Raffinato Collection			x					x				x						C	
Röcka						x							x	x					

Walls & Pillars

Borealis									x						x				
Brandon				x	x							x				x	x		
Fascia Wall Collection Klean-Bloc	x					x						x	x	x					x
G-Force				x	x											x	x		
Graphix			x					x				x							
Mini-Creta Architectural Wall				x	x	x										x	x		
Mini-Creta Architectural Pillars				x	x											x	x		
Prescott Collection													x	x					x
Raffinato Collection			x					x				x						C	
Röcka						x							x	x					
Semma				x	x											x	x		
Skyscraper					x												x		
Travertina Raw										x			x	x					

Steps, Caps & Overlay System

Architectural Cap				x	x	x						x			x				x
Bali Travertina Raw Cap Klean-Bloc										x			x	x					
Brandon Cap				x	x							x			x				x
Bullnose Cap				x	x	x						x							x
Bullnose Grande Cap			x					x											
Graphix Cap			x					x				x							
Limestone Cap												x							
Piedimonte Cap Klean-Bloc												x	x	x					
Portofino Cap	x					x						x	x	x					
Raffinato Cap Collection			x	x	x			x				x							C
Travertina Raw Cap Klean-Bloc										x			x	x					
York Collection Klean-Bloc						x				x		x	x	x					
Borealis Step									x									x	
Maya Step						x							x	x					
Raffinato Step			x					x				x							C
Sandstone Cap		x						x											
Sandstone Bullnose Cap		x						x											
Röcka Step						x							x	x					
York Step						x							x	x					
Venetian Overlay System - Slate				x	x											x			x
Venetian Overlay System - Smooth				x	x											x			x

For an authentic look, each color option is composed of a variety of darker & lighter tones. Natural ingredients such as granite are present within the recipe to allow for a range in tones, veining & textures from one stone to another. Final color selection should be made with your contractor from product samples or at your local dealer from stocked product. This color chart serves as a guide for color selection across product lines.

X Available  Permeable · Available only in USA
E Available only in Eastern USA · C Available only in Canada

Eastern USA encompasses these states: CT, DE, MA, MD, ME, NC, NH, NJ, NY, Eastern PA, RI, SC, VA & VT

Warranty

A STANDARD OF CARE

The care of high quality concrete products is similar to the care of any product left in the environment 365 days and nights per year. Very mild cleaning using detergents, water and product specific chemicals is necessary and similar to cleaning patio furniture, a vehicle's chrome, plastic, or paint, etc. in order to enhance their presence and charm. Protectant of all types (high, middle, and low sheen, pigmented/tinted, penetrating or film forming) are available for additional protection from acid rain, stains and nature's worst. To get the most from your investments take care of them and they'll take care of you.

For any questions on industry-specific cleaners and protectant, see your local hardscape dealer/distributor, contact your contractor, contact us or search online.

It is contrary to Techo-Bloc's SOP (Standard Operating Procedures) to be involved in the care of a mature pavement or retaining structure. Care as mentioned above is the responsibility of the owner for any and all outdoor products.

NCMA disclaimer: "In areas where segmental retaining walls will be repeatedly exposed to snow (such as from snow plowing operations) consider periodically applying sealants or water repelling chemicals (silane or siloxane compounds) to the wall surface."

COLOR

Due to the inherent nature of printed literature and current digital media, Techo-Bloc cannot guarantee specific color matching to printed representations of its color swatches.

Each color option is composed of a variety of darker and lighter tones. Natural ingredients such as granite are present within the recipe to allow for a range in tones, veining and textures from one stone to another. Therefore, colors samples shown are approximate representations of our standard colors and actual product colors may vary.

Final color selection should be made at your local dealer from stocked product. Techo-Bloc always recommends immediately verifying the product and color upon reception. If there are any discrepancies, contact your local dealer before continuing your project. Installation of the product constitutes your acceptance of the product as is.

EFFLORESCENCE

This warranty does not apply to efflorescence. Efflorescence is a natural occurring process in all concrete products which sometimes appears in the form of a white powdery film on the pavement surface. Efflorescence is more perceivable in darker colors such as Onyx Black and Chocolate Brown as there is a higher level of

contrast than with other blended colors. It does not, in any way, compromise the functionality or the structural integrity of the product. Although efflorescence cannot be prevented, it will wash off over time or can be cleaned with efflorescence cleaner. Techo-Bloc accepts no responsibility or liability for this condition.

POLYMERIC HAZE

Polymeric haze from the use of polymeric joint sand may appear on your concrete products if the sand was not removed from the surface of the paver properly. This does not, in any way, affect the integrity of the product or your installation. The hazing will weather away naturally with time and rain. It can be removed with a specialized cleaner; you are advised to contact your contractor or the polymeric sand company used for instructions and recommendations. Techo-Bloc accepts no responsibility or liability for this occurrence.

CONSTRUCTION RESIDUE

A by-product of cutting with a saw is residue-filled water or concrete dust. Residue filled water or re-hydrated dust can cling to the surface and leave a concrete stain. It is recommended to wash and remove the water or concrete dust from the surface of the pavers before it dries. Construction residue can also happen through soil disturbance or environmental elements. These contaminants should be removed immediately but do not affect the integrity of the product or your installation. Techo-Bloc accepts no responsibility or liability for these occurrences.

PROPER COLOR DISTRIBUTION AND LAYING TECHNIQUES

Proper installation enhances the overall color of pavement. Units should be randomly picked from at least two pallets when installing. This creates an attractive and subtle blending of color.

COMPACTOR AND SNOW REMOVAL EQUIPMENT

Pavers with an embossed surface (high and low points) are more susceptible to scuff marks from vibratory plate compactors used in most concrete paver installations. Techo-Bloc recommends the use of a urethane mat between the plate and the paver surface during compacting. Contact your equipment supplier for more information about accessories for this purpose. Also, snow removal equipment should have the proper spacing, bumpers, and rubber blade guards to protect the surface of the pavers. Techo-Bloc is not responsible for damage caused by the misuse of compaction or snow removal equipment, which may leave scuff marks, or burns on pavers.

NOTE:

For industry information about efflorescence, polymeric haze or information pertaining to installation specifications, please visit www.icpi.org or www.ncma.org.



LIMITED WARRANTY

The warranty applies to concrete landscaping and masonry products (herein referred to as “products”) intended for residential use and manufactured by the Techo-Bloc group.

All Techo-Bloc products comply with applicable standards established by the American Society for Testing and Materials (ASTM) and the Canadian Standards Association (CSA).

Techo-Bloc offers a transferable life-time warranty on its products, commencing on the date of delivery. The warranty covers the structural integrity of the products and any abnormal deterioration of its surfaces that may be caused by the use of rock salt (sodium chloride [NaCl]) for de-icing pavers, slabs or steps, with the exception of Wet Cast collection products, unless otherwise stated.

THE FOLLOWING CONDITIONS OR EVENTS ARE NOT COVERED BY THE WARRANTY:

1. Claims regarding the color, size, or texture of a product already installed. An installed product confirms the acceptance of the product received.
2. Use of rock salt and transferability of warranty on Wet Cast collection products unless otherwise stated.
3. Splitting, chipping or other breakage caused by impact, abrasion or overloading.
4. Damage or loss caused by the movement or settling of the underlying structure or base components upon which the products are set.
5. Damage or loss caused by design or installation not in compliance with local codes, industry standards or the guidelines provided by the Interlocking Concrete Pavement Institute (ICPI), the National Concrete Masonry Association (NCMA) or Techo-Bloc.
6. Damage or loss caused by natural disaster, including but not limited to, earthquakes, floods or other similar events.
7. Acts of negligence or misuse by the owner, installer or any third party.
8. Color matching to printed representations.
9. Efflorescence, polymeric haze or construction-born residue. (See the important information section for terminologies)
10. Damage or loss caused by the operation of compaction or snow removal equipment.
11. Normal wear and tear and normal behavior, such as variation in colors or shades.

In the event of product failure within the scope of this warranty, Techo-Bloc will replace the affected units only, following a site inspection and assessment of the products by Techo-Bloc or its representatives. Techo-Bloc’s responsibility is limited to the cost of the product only and not to the costs related to the installation or replacement of said products. Techo-Bloc will honor this warranty only with a proof of purchase, such as an invoice or delivery slip.

Care and
Maintenance



**DISCOVER HOW TO KEEP
YOUR PAVERS LOOKING NEW
THROUGHOUT THE SEASONS**



FLEXLOCK

BY ALLIANCE DESIGNER PRODUCTS

PROTECT AND ENHANCE YOUR HARDSCAPE INVESTMENT

Flexlock provide a full line of premium-quality jointing components, adhesives, cleaners, protectants, paving-edge systems and geosynthetic structural components – the complete line of innovative hardscaping products.



DISCOVER MORE AT WWW.TECHO-BLOC.COM/FLEX-LOCK


Institutional, Commercial & Industrial

Where design meets durability

With over 35 international patents, we aim to strike the perfect balance of natural hues and incredibly-authentic textures across a diverse range of scale. Discover the widest selection of commercial grade pavements engineered to bring your design to life, even in the harshest environments.



DISCOVER OUR COMMERCIAL PRODUCTS



TECHO—BLOC

Inspiring Artscapes

